


Instructions

Tripod Mounting Adaptor **WV-QT70**
for WV-F70 Series

Panasonic

Before attempting to connect or operate this product, please read these instructions completely.

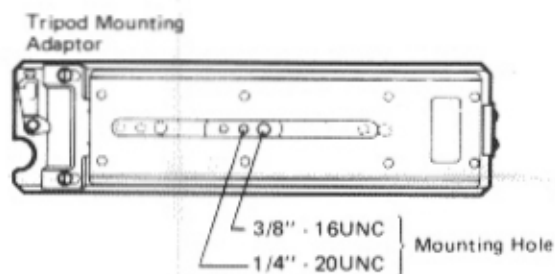


PREFACE

Panasonic tripod mounting adaptor WV-QT70 is used to mount the WV-F70 series color camera on the tripod.

INSTALLATION

1. Mount the tripod mounting adaptor on the tripod while engaging the mounting hole (1/4" - 20UNC or 3/8" - 16UNC) on the adaptor and the mounting screw on the tripod.

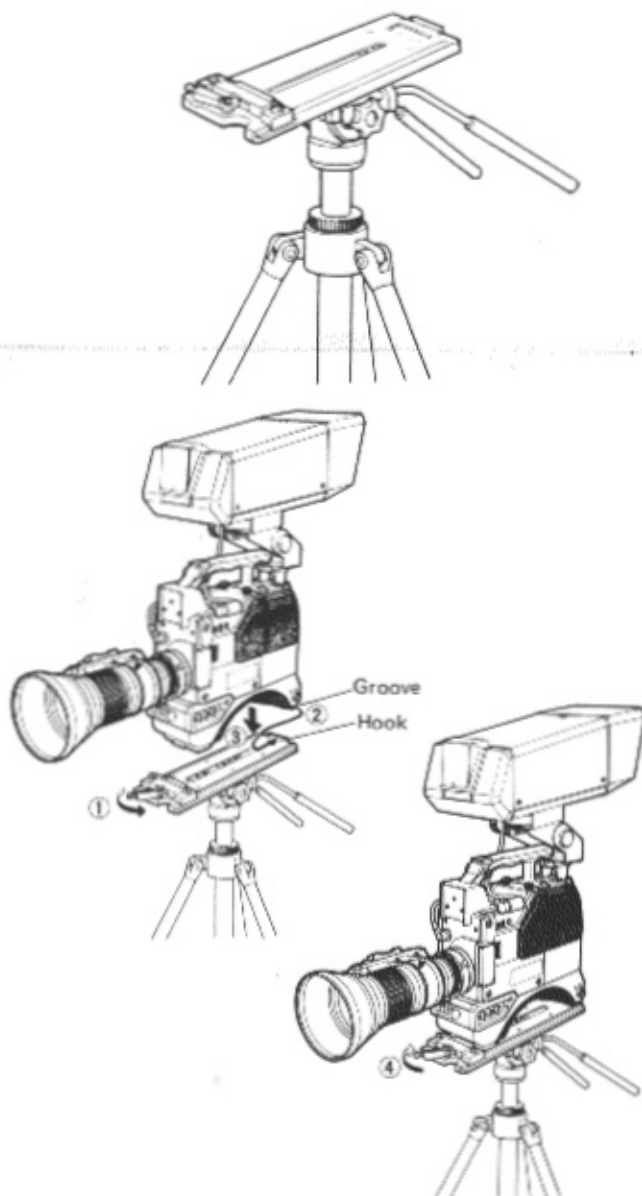


2. While pushing the release button on the lock lever of tripod mounting adaptor, Unlock the lock lever by turning it counterclockwise as shown in the illustration. Place the camera on the tripod mounting adaptor while engaging the groove on the rear of camera and hook on the adaptor.

3. Turn the lock lever clockwise as shown illustration until it is locked so that the camera is slid backward to be held on the adaptor firmly.

SPECIFICATIONS

Dimensions : 3-9/16" (W) x 13/16" (H) x 11-3/4" (D)
90 (W) x 20 (H) x 298.5 (D) mm
Weight : 1.8 lbs (820 g)



NOTE : Refer to the operating instructions of WV-F70 series for details.

Matsushita Electric Industrial Co., Ltd.

Central P.O. Box 288, Osaka 530-91, Japan